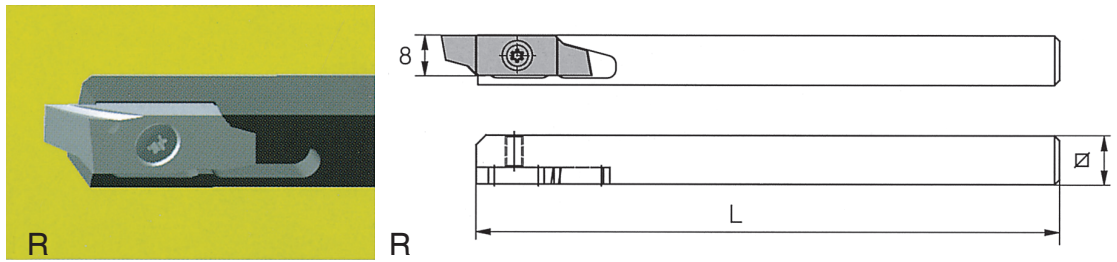


■ TURNDEC Precision toolholder (대형)

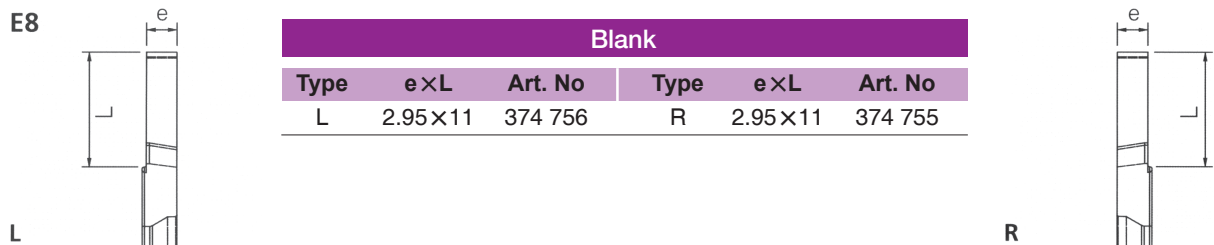


TUHAL8

Toolholder					
Type	□ × L	Art. No	Type	□ × L	Art. No
L	10 × 10 × 120	374 662	R	10 × 10 × 120	374 665
L	12 × 12 × 120	374 663	R	12 × 12 × 120	374 666
L	16 × 16 × 120	374 664	R	16 × 16 × 120	374 667
L	20 × 20 × 120	383 910	R	20 × 20 × 120	383 790

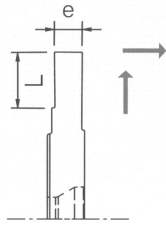
TORX Spare parts	Type	Art. No
Screw	TP15 M3.5 × 9.0	374 757
Screwdriver	TP15	374 759

■ TURNDEC Insert uncoated in carbide MG10

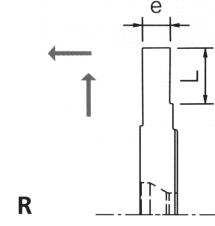


■ TURNDEC Insert coated with D60

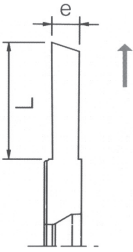
SD8



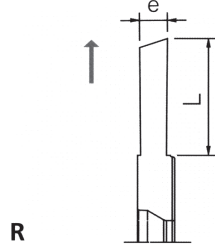
Grooving, Back turning (흠, 흠터닝)					
Type	e×L	Art. No	Type	e×L	Art. No
L	1.5×5.0	374 673	R	1.5×5.0	374 694
L	2.0×5.0	374 672	R	2.0×5.0	374 693
L	2.5×6.0	374 671	R	2.5×6.0	374 692



A8



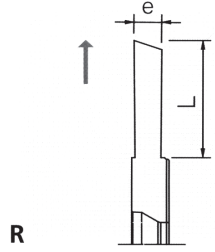
Parting (절단)					
Type	e×L	Art. No	Type	e×L	Art. No
L	1.5×8.7	374 679	R	1.5×8.7	374 700
L	2.0×9.7	374 678	R	2.0×9.7	374 699
L	2.5×10.7	374 677	R	2.5×10.7	374 698



A8C

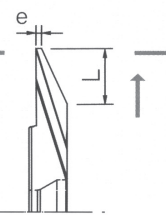


Parting (서브절단)					
Type	e×L	Art. No	Type	e×L	Art. No
L	1.5×8.7	377 859	R	1.5×8.7	377 856
L	2.0×9.7	377 858	R	2.0×9.7	377 855
L	2.5×10.7	377 857	R	2.5×10.7	377 854

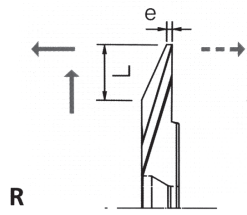


D8

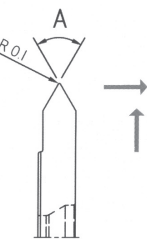
D8F



Back turning (되꺾기)					
Type	e×L	Art. No	Type	e×L	Art. No
L	0.5×5.0	374 681	R	0.5×5.0	374 702
L	0.5×5.0r0.1	389 961	R	0.5×5.0r0.1	389 960
D8F-L	0.1×5.0	379 666	D8F-R	0.1×5.0	377 851
D8F-L	0.1×5.0r0.05	390 278	D8F-R	0.1×5.0r0.05	390 279
			R	r0.2	

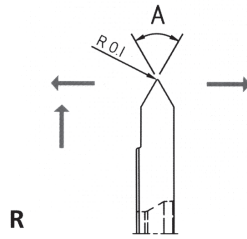


G8



Threading (나사)					
Type	e×L	Art. No	Type	e×L	Art. No
L	55°	374 688	R	55°	374 706
L	60°	374 687	R	60°	374 705

for Thread ≥ M4 and G1/8"



PCD on request